


0-10V Constant Current Driver

Special for magnetic & linear lamp

- No input polarity.
- Multiple output current settings.
- DC to DC constant current output.
- Automatically identify 0-10V,0-10V input.
- Suitable for STUCCHI standard housings.
- Magnetic installation is quiet without high-frequency sound.
- Smooth dimming curves without flicker.
- Short circuit, overload, no-load and anti-reverse protection.
- 5 year warranty.




Flicker-free
IEEE 1789

5-Year
Warranty

CE

FC

RoHS



Technical Specs

MODEL	MT-100-400-D1A1	MT-350-700-D1A1	
OUTPUT	Output Voltage	10-42Vdc	
	Output Voltage Range	12-48Vdc	
	Output Current Range	100-400mA	350-700mA
	Output Power	1W-16.8W	3.5W-29.4W
	Current Accuracy	+15mA/-25mA	±5%
	Dimming Range	0~100%, down to 1%	
	Channel	1	
INPUT	Dimming Interface	0-10V/1-10V	
	Input Voltage	48Vdc±5% (No polarity)	
	Input Current	0.38A	0.65A
	Efficiency (Typ)	92%	95%
	Standby Power	<0.5W	
ENVIRONMENT	Working Temperature	ta: -30~60°C tc: 87°C	
	Storage Temperature	-40~80°C	
	Working Humidity	20~95%RH, non-condensing	
PROTECTION	Overload Protection	The load voltage is out of range,the current drops until the power is turned on again.	
	Short Circuit Protection	Close output and automatically recover once the fault is removed.	
	Anti -reverse Protection	Prevent driver and load damage.	
OTHERS	Dimensions	L125×W14×H10mm	
	Weight (G.W.)	15g±2g	

Output Current Selection

* Please select the current through the DIP switch on the circuit board when the power is off.

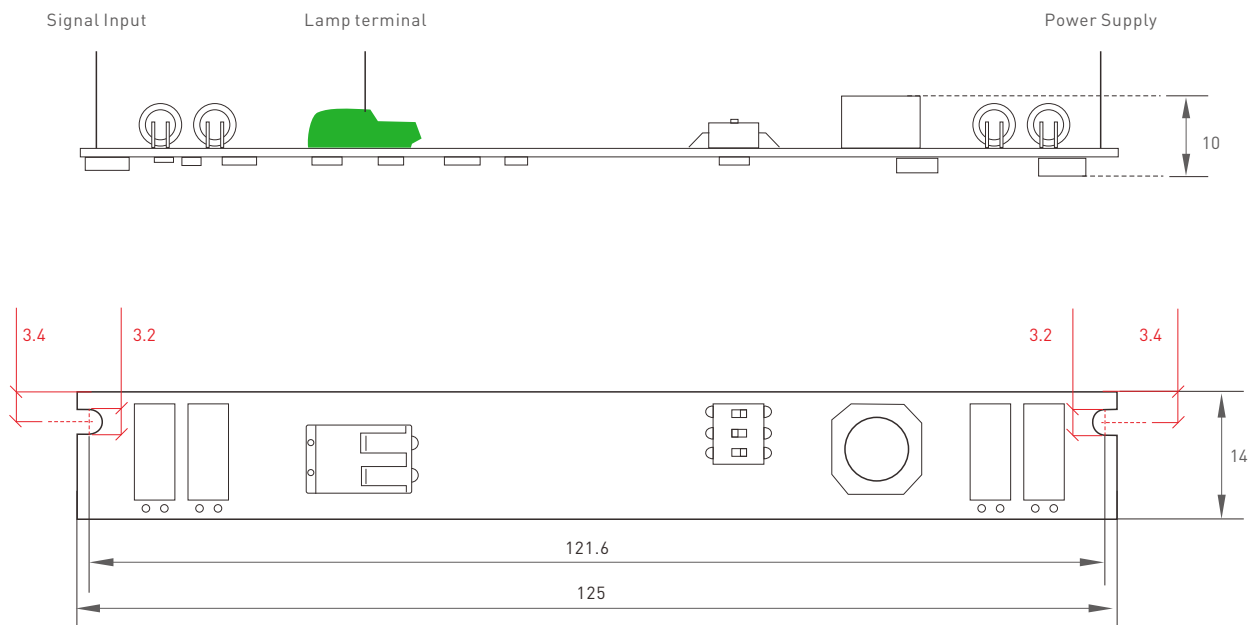


DIP Switch		↑ ↓ ↓	↓ ↑ ↓	↑ ↑ ↓	↓ ↓ ↑	↑ ↓ ↑	↓ ↑ ↑	↑ ↑ ↑	↑ ↓ ON OFF
MT-100-400-D1A1	Output Current	100mA	150mA	200mA	250mA	300mA	350mA	400mA	
	Output Voltage	10-42V	10-42V	10-42V	10-42V	10-42V	10-42V	10-42V	
	Output Power	1-4.2W	1.5-6.3W	2-8.4W	2.5-10.5W	3-12.6W	3.5-14.7W	4-16.8W	

DIP Switch		↓ ↓ ↓	↑ ↓ ↓	↓ ↑ ↓	↑ ↑ ↓	↓ ↓ ↑	↑ ↓ ↑	↓ ↑ ↑	↑ ↑ ↑	↑ ↓ ON OFF
MT-350-700-D1A1	Output Current	350mA	400mA	450mA	500mA	550mA	600mA	650mA	700mA	
	Output Voltage	10-42V	10-42V	10-42V	10-42V	10-42V	10-42V	10-42V	10-42V	
	Output Power	3.5-14.7W	4-16.8W	4.5-18.9W	5-21W	5.5-23.1W	6-25.2W	6.5-27.3W	7-29.4W	

Dimensions

Unit:mm




Terminal description

PCB board



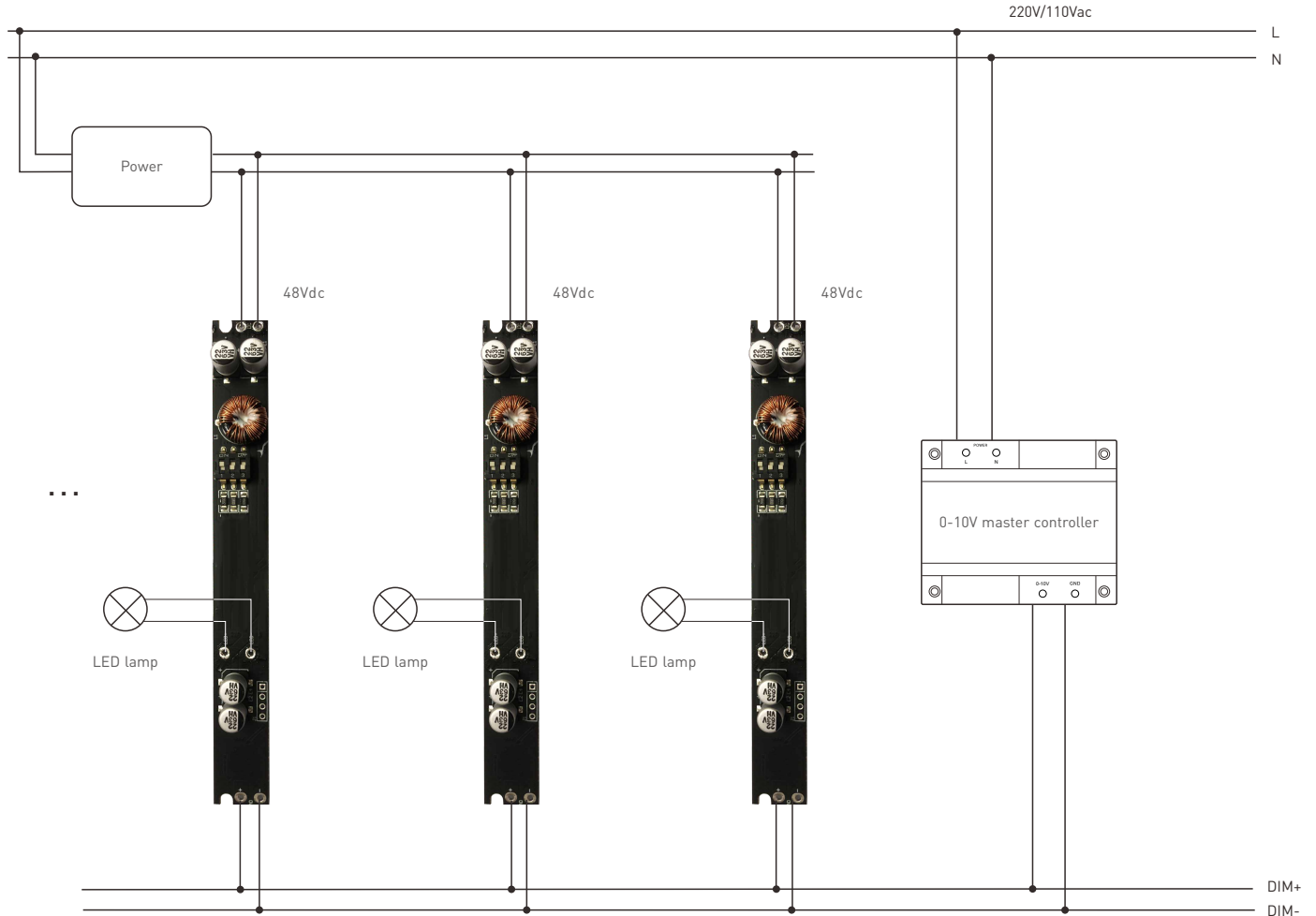
Main view



Side view



Wiring Diagram



Attentions

- Products shall be installed by qualified professionals.
- LTECH products are non-waterproof (special models excepted). Please avoid the sun and rain. When installed outdoors, please ensure it is mounted in a water proof enclosure.
- Good heat dissipation will extend the working life of products. Please ensure good ventilation.
- Please check if the working voltage used complies with the parameter requirements of products.
- The diameter of wire used must be able to load the light fixtures you connect and ensure the firm wiring.
- Before you power on products, please make sure all the wiring is correct in case of incorrect connection that causes damage to light fixtures.
- If a fault occurs, please do not attempt to fix products by yourself. If you have any question, please contact your suppliers.

* This manual is subject to changes without further notice. Product functions depend on the goods. Please feel free to contact our official distributors if you have any question.

Warranty Agreement

- Warranty periods from the date of delivery : 5 years.
- Free repair or replacement services for quality problems are provided within warranty periods.

Warranty exclusions below:

- Beyond warranty periods.
- Any artificial damage caused by high voltage, overload, or improper operations.
- Products with severe physical damage.
- Damage caused by natural disasters and force majeure.
- Warranty labels and barcodes have been damaged.
- No any contract signed by LTECH.

1. Repair or replacement provided is the only remedy for customers. LTECH is not liable for any incidental or consequential damage unless it is within the law.
2. LTECH has the right to amend or adjust the terms of this warranty, and release in written form shall prevail.

Update Log

Version	Updated Time	Update Content	Updated by
A0	2020.09.11	Original version.	Xu Shujun
A1	2022.01.20	Added "Output Voltage Range" to P1.	Xu Shujun
A2	2022.06.01	Added "tc: 87 °C" to P1.	Xu Shujun